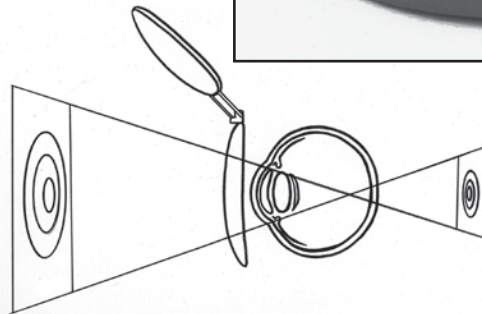



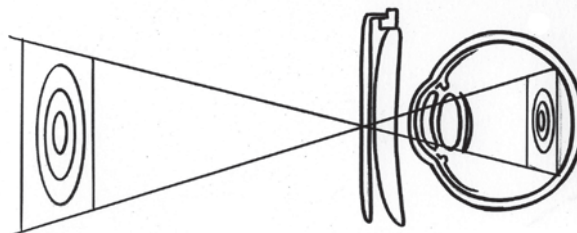
HySkore®

Expert's OPTIC AID SET Instructions



WITHOUT OPTIC AID
Image Focuses Behind
the Retina

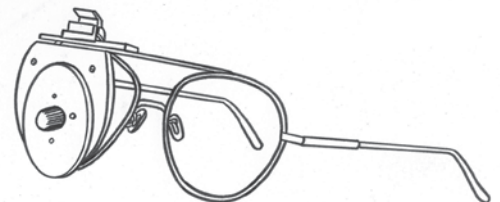
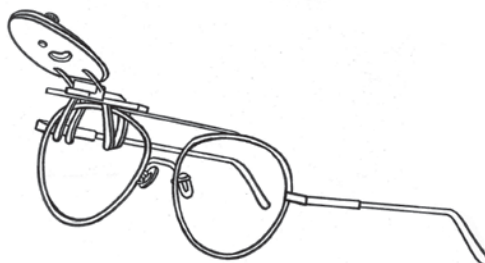
Our eyes do not see everything in sharp focus. There is a zone that extends from the closest point of acceptable sharpness to the most distant. This zone is known as the *depth of field*. Photographers have used depth of field manipulation for a long time. When you see a photograph that has a sharp subject but an unclear background most likely it was taken with a wide aperture (F 1.4). If that same photo was taken using a small aperture (F 22) the *subject* and *background* would be sharp. Using the smaller aperture has increased the depth of field. This is exactly what the Hyskore expert's optic aid does. You see the sights and the target crystal clear. There are 4 different aperture to accommodate personal preference and various lighting conditions.



WITH OPTIC AID
Image Focuses On the
Retina

The flip up eye shade (included in this set) fits on any eyeglasses and is used on the Non-Dominant Eye. In the down position it allows the shooter to shoot with both eyes open

**ATTACHES TO ANY
EYEGASSES**
Flip Up When Not In Use



Turn the Dial to Change
Aperture

Many competitive bullseye shooters use some form of side shade to eliminate peripheral distraction. They simply slide over the arms of any eyeglasses. One or both can be used according to preference.